

Getting Started with COGS



Read this leaflet to get started quickly and get the most out of your membership.

COGS

COGS is a point tally system for the voluntary sector based on one hour as 100 points. As people do things for you, or you do things for them activities are acknowledged in the system. For example if you do one hour of voluntary work for an association you get 100 points added to your account. If you receive, say pictures painted by association members, points are subtracted from your account.

The point of keeping this tally is to mobilize everyone in the community to do more for each other, and increase the community's ability to provide a better standard of living.

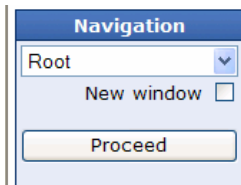
Your account

Once registered, each member has their own account on the website. You can use the site to look up your account, to transfer points to other accounts and receive points into your own account.

Apart from direct transactions the site offers a facility to automatically add or subtract from accounts in conjunction with downloads.

Navigating the Site

Use the navigation quick- jump window on the left menu to go to any part of the site.

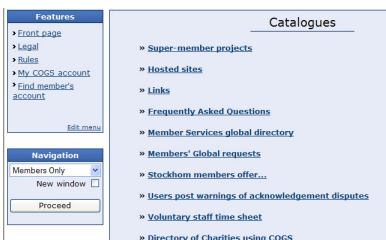


Members Only

This is the main zone where you can give and get points, download and upload, look up members and access the catalogues of services available and needed.

Catalogues

Here you enter essential data like the services you are offering, or the time you spent on tasks for your community.



Downloads

To get points, you can set up a voucher to be downloaded for example an hour of your time to help with someone's home computer. When the person you are helping downloads the voucher, one COG is subtracted from their account and added to yours.

Seedy

This stands for CD - community directory, which is a database of information supporting development of local community and COGS. Here members place for example, their experiences of implementing COGS.

Start Getting Points

Offer your downloads
If you have material you would like to share to be acknowledged with points, post it in the downloads section

Send a request

Download a request for acknowledgement and save it on your computer. Complete it and send it to the person you have assisted. Add your ID details so they can acknowledge your account.

Fill in a time sheet.
If you are a volunteer in a community, complete the relevant time sheet in the catalogue section. The community administrator will

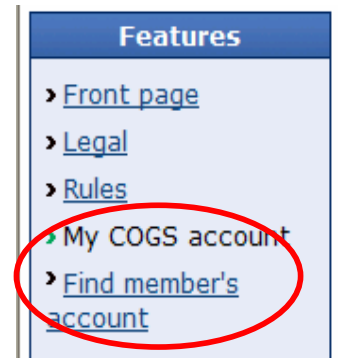
enter the points into your account on a regular basis.

Get involved in the Forums
Posting on forums earns points. Follow the Forum link in the navigation button

Start Giving Points

Download digital work from the Members Only section. Click on Downloads to see what is available in the various categories.

Direct acknowledgement.
Form Members only in the Community section of the left menu. Click on *find member's account*. Locate the member you want to give points to. On their profile page lower down you will see a form for giving points.



Downloads
Members post downloads with a point value which will be subtracted from your account when you download.

Learn more
A comprehensive guide to using COGS, for example to set up a local food system is available under guides in the navigation window.